



Waxman Ceramics
Architectural Tiles



KS

series

KALEIDOSCOPE

EN14411 Annexe G - Bl a




KS Series

Glazed Porcelain

KALEIDOSCOPE

COLOURS



KS-168
Pink - Square
22.3x22.3cm



KS-168
Pink - Geometric
22.3x22.3cm




KS-168
Pink - Diamond
22.3x22.3cm



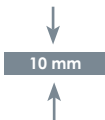
KS-169
Sand - Square
22.3x22.3cm



KS-169
Sand - Geometric
22.3x22.3cm



KS-169
Sand - Diamond
22.3x22.3cm



Slip Resistance		
	R10	+36



KS-168 Pink - Diamond



KS-168 Pink - Geometric



KS-168 Pink - Square



KS-169 Sand - Diamond







KS-169 Sand - Geometric



KS-169 Sand - Square

TECHNICAL FEATURES

		Norm Standards	Test Results
	Product Classification	UNI EN 14411	EN14411 Annexe G - BI a
	Water absorption	UNE-EN-ISO 10545-3	<0.5%
	Frost resistance	UNI EN ISO 10545-12	Yes
	Slip resistance	DIN-EN 16165 Annexe B (DIN 51130) BSEN 13036-4 (PTV)	R10 +36

Waxman Ceramics Architectural Tiles

Head Office **01422 377123**

Grove Mills
Elland
West Yorkshire
HX5 9DZ
England

Email info@waxmanarchitectural.co.uk
Web www.waxmanarchitectural.co.uk

Waxman Ceramics Architectural Tiles is a division of Waxman Ceramics Ltd - Part of the Waxman Group

The information contained within this document is, to the best of our knowledge, accurate at the time of production. We reserve the right to modify this document at any time. Whilst every attempt has been made to accurately reproduce colours and textures, images used within this document are only intended as a guide. Please refer to actual product samples before specifying or ordering.