

ARCHITECTURAL COLLECTION

SI Series

SILVA

Porcelain Stoneware

EN14411 Annexe G - BI a

EPD 



TILE COLOURS

Porcelain Stoneware

SILVA



SI-100
Bianco



SI-101
Grey



SI-102
Miele




SI-103
Natural



SI-104
Roble



SI-105
Taupe



25x150cm












Slip Resistance		
	R12	+36
	+40	



Silva Grey





		Norm Standards	Test Results
	Product Classification	UNI EN 14411	Porcelain Stoneware EN14411 Annexe G Group Bla
	Dimensional and surface quality	UNI EN ISO 10545-2	Complies
	Water absorption	UNE-EN-ISO 10545-3	<=0.5%
	Flexural strength	UNI EN ISO 10545-4	> 1300N
	Frost resistance	UNI EN ISO 10545-12	Resistant
	Resistance to acids and alkalis (except hydrofluoric acid)	UNI EN ISO 10545-13	Complies
	Wear and abrasion resistance	UNI EN ISO 10545-6	Not Apply
	Thermal shock resistance	UNI EN ISO 10545-9	Complies
	Slip resistance	UNE 41901:2017 EX DIN 51130 DIN 51097 BS7976 (PTV) WET ANSI A326.3	R12 PTV Shod & Barefoot +36


Size	Thickness	Internal Walls	External Walls	Internal Floors	External Floors	Frostproof	Colour Variation	Packing				
								Pcs / Ctn	M² / Ctn	Kg / Ctn	Ctns / Pallet	M² / Pallet
20x150cm	6.5mm	.		.		Yes	V3	3	1.13	27.5	45	50.63

 **WAXMAN CERAMICS**
— Architectural Tiles —

 **01422 377123**

 **www.waxmanarchitectural.co.uk**

 **info@waxmanceramics.co.uk**

 **Waxman Ceramics**
Grove Mills
Elland
West Yorkshire
HX5 9DZ

The information contained within this document is, to the best of our knowledge, accurate at the time of production.

We reserve the right to modify this document at any time.

Whilst every attempt has been made to accurately reproduce colours and textures, images used within this document are only intended as a guide.

Please refer to actual product samples before specifying or ordering.