

TILE COLLECTION

LAPIS

Glazed Ceramic | Glazed Porcelain
EN11411 Annexe L – BIII | EN11411 Annexe G – BI a



WAXMAN CERAMICS

EST. 1981

COLOURS

Glazed Ceramic
29.8x59.8cm (R)
Annexe L - BIII



Light Grey



Beige



Light Grey Struktura Decor



Beige Struktura Decor

Glazed Porcelain
59.8x59.8cm (R)
Annexe G - Bla



Light Grey



Beige

(59.8x59.8cm only)

Slip Resistance


	R10	+36
		


Material	Size	Thickness	Internal walls	External walls	Internal floors	External floors	Frostproof	Colour Variation	Packing				
									Pcs / ctn	M ² / Ctn	Kg / Ctn	Ctns / Pallet	M ² / Pallet
Glazed Ceramic	29.8x59.8cm Rectified	8mm	•				No	V2	9	1.6	21.44	32	51.2
Glazed Porcelain	59.8x59.8cm Rectified	8mm	•	•	•		Yes	V2	4	1.43	25.74	32	45.76






 **01422 311331**

 **www.waxmanceramics.co.uk**

 **info@waxmanceramics.co.uk**

 **Waxman Ceramics
Grove Mills
Elland
West Yorkshire
HX5 9DZ**

The information contained within this document is, to the best of our knowledge, accurate at the time of production.

We reserve the right to modify this document at any time.

Whilst every attempt has been made to accurately reproduce colours and textures, images used within this document are only intended as a guide.
Please refer to actual product samples before specifying or ordering.